



**BRITISH-AMERICAN
EQUITY FUND**

**ANNUAL REPORT AND FINANCIAL
STATEMENTS**

**FOR THE YEAR ENDED
31 DECEMBER 2022**

Table of contents	<u>Page No</u>
Trustee and advisors to the Fund	1
Trustee's report	2
Statement of trustee's responsibilities	3
Fund manager's report	4 -5
Report of the custodian	6
Report of the independent auditors	7 - 9
Financial statements:	
Statement of profit or loss and other comprehensive income	10
Statement of financial position	11
Statement of changes in unit holders' balances	12
Statement of cash flows	13
Notes to the financial statements	14 - 29

Fund Manager	Britam Asset Managers (Kenya) Limited Britam Centre Junction of Mara & Ragati Roads 5th Floor, Upper Hill P.O. Box 30375-00100 Nairobi, Kenya
Trustee	KCB Bank Kenya Limited KCB Tower, 7th Floor, Upper Hill P.O. Box 30664-00100 Nairobi, Kenya
Custodian	Standard Chartered Bank of Kenya Limited Standard Chartered Securities Services Kenya Standard Chartered @ Chiromo, Level 5 48 Westlands Road P.O. Box 40984-00100 Nairobi, Kenya
Auditor	PricewaterhouseCoopers LLP Certified Public Accountants PwC Tower, Waiyaki Way/Chiromo Road P.O. Box 43963 - 00100 Nairobi, Kenya
Lawyer	CMS Daly Inamdar Advocates ABC Place Waiyaki Way PO Box 40034-00100 Nairobi, Kenya

The Trustee has the pleasure of submitting its report together with the audited financial statements of British-American Equity Fund (the "fund") for the year ended 31 December 2022.

INVESTMENT OBJECTIVES

The investment objective of the British-American Equity Fund is to offer superior returns over the medium to longer term by maximizing long term capital growth. To achieve this, the Fund invests primarily in companies listed on the stock exchanges of Kenya, Uganda and Tanzania, which show above average prospects for future growth.

The key investment philosophies for the British-American Equity Fund are:

- To achieve its performance objectives through well-researched and superior share selection;
- To protect capital and achieve long-term capital growth; and
- To invest in quality businesses diligently selected based upon attractive long-term Fundamentals.

CHANGES TO THE INCORPORATION DOCUMENTS

There were no changes made to the incorporation documents (Prospectus, Trust Deed and Rules of the Fund) during the year.

FUND PERFORMANCE

The highest and the lowest bid prices were as per the table below:

Year	2022	2021	2020	2019	2018
Highest price	119.09	127.12	151.70	168.59	193.19
Lowest price	103.17	115.30	125.90	147.31	160.89

INCOME DISTRIBUTION

The loss realised by the Fund for the last 5 years has been distributed to the unit holders as per the table below.

Year	2022	2021	2020	2019	2018
Amount (Shs' 000)	(51,157)	(65,127)	(103,454)	(23,726)	(274,587)

TOTAL VALUE OF THE FUND

The total book value of the Fund for the last 3 years is as per the below table.

Year	2022	2021	2020
Amount (Shs '000)	797,622	867,120	1,038,555

AUDITOR


PricewaterhouseCoopers were appointed in accordance with the Fund's Trust Deed and Section 55(A) of the Capital Markets (Licensing Requirements) (General) Regulations, 2002.

The Trustee monitors the effectiveness, objectivity and independence of the auditor. This responsibility includes the approval of the audit engagement contract and the associated fees on behalf of the unit holders.

Approved by the Trustee on 28 March 2023 and signed on its behalf by:



Corporate Trustee



Corporate Trustee

The Kenyan Capital Markets Act requires the Trustee to prepare financial statements for each financial year which give a true and fair view of the financial position of the Fund at the end of the financial year and its financial performance for the year then ended. The Trustee is responsible for ensuring that the Fund keeps proper accounting records that are sufficient to show and explain the transactions of the Fund; disclose with reasonable accuracy at any time the financial position of the Fund; and that enables them to prepare financial statements of the Fund that comply with prescribed financial reporting standards and the requirements of the Kenyan Capital Markets Act. They are also responsible for safeguarding the assets of the Fund and for taking reasonable steps for the prevention and detection of fraud and other irregularities.

The Trustee accepts responsibility for the preparation and presentation of these financial statements in accordance with International Financial Reporting Standards and in the manner required by the Kenyan Capital Markets Act. They also accept responsibility for:

- i) Designing, implementing and maintaining internal control as they determine necessary to enable the preparation of financial statements that are free from material misstatements, whether due to fraud or error;
- ii) Selecting suitable accounting policies and then apply them consistently; and
- iii) Making judgements and accounting estimates that are reasonable in the circumstances

Having assessed the Fund's ability to continue as a going concern, the Trustee is not aware of any material uncertainties related to events or conditions that may cast doubt upon the Fund's ability to continue as a going concern.

The Trustee acknowledges that the independent audit of the financial statements does not relieve them of their responsibility.

Approved by the Trustee on 28 March 2023 and signed on its behalf by



Corporate Trustee



Corporate Trustee

Dear Unit Holder,

The Fundamental objective of the British-American Equity Fund is to protect capital and achieve superior returns over the long-term in excess of the benchmark. The Fund achieves this primarily by investing in shares of quality businesses listed on East African stock exchanges. The Fund is also able to provide exposure to a wide range of investment opportunities in various equities and related asset classes by achieving diversification within the equity markets across different economic sectors of countries of issue.

At Britam Asset Managers (Kenya) Limited, we have an investment philosophy that ensures the Equity Fund is invested in a number of quality businesses. We actively monitor and invest in companies that match our criteria, namely, consistent financial performance, specialized competitive advantage, positive earnings outlook and sound management.

Global economic activity is experiencing a broad-based and sharper-than-expected slowdown, with inflation higher than seen in several decades. The cost-of-living crisis, tightening financial conditions in most regions, Russia's invasion of Ukraine, and the lingering COVID-19 pandemic all weigh heavily on the outlook. Global growth is forecast to slow from 6.0 percent in 2021 to 3.2 percent in 2022 and 2.7 percent in 2023. This is the weakest growth profile since 2001 except for the global financial crisis and the acute phase of the COVID-19 pandemic.

Kenya's economic performance moderated in Q3 2022 to report a growth of 4.7% compared to a growth of 9.3% in the corresponding quarter of 2021. This performance was on the backdrop of a slowdown in economic activity occasioned by the general elections held in August 2022. Growth was anchored by a 6.6% and 3.1% growth in the service and industry sectors as the adverse impact of the drought conditions in the country saw the agriculture sector contract by 0.6%, marking the fourth consecutive quarter of contraction.

Increased pressures on food and fuel prices led to inflation rising above the CBK upper range of 7.5% to close the year at 9.1%. Headline inflation averaged of 7.6% in 2022, compared to 6.1% recorded in 2021. Interest rates continued to rise in 2022 as the 91-day, 182-day and 365-day yields rose 210 bps, 185 bps and 104 bps respectively as liquidity tightened.

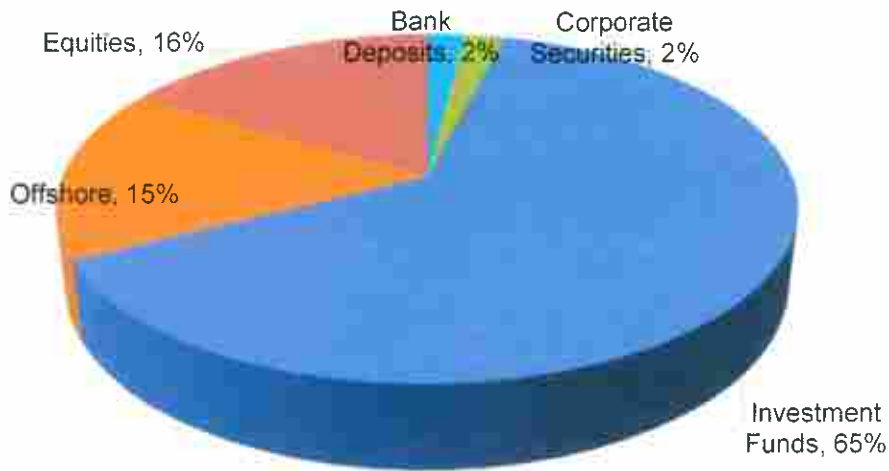
The Kenya Shilling (Shs) weakened by 9.0% and 2.0% against the US Dollar (USD) and Euro to 123.37 and 131.27 respectively and strengthened by 3.0% against the Sterling pound close at 148.47 as at 31 December 2022. The depreciation is attributable sustained US Dollar strength as well as a wider current account deficit as a result of higher import expense. Foreign reserves stood at USD 7.4 billion in December 2022, which represents a 4.2 months import cover an decrease from USD 8.8 billion at the end of 2021.

The equities market exhibited high volatility as global risk off sentiment increased due to high inflation and higher benchmark rates. Domestically, concerns around foreign exchange availability caused foreign investors to exit the market. In the year, the NASI was down by 23.4% while the NSE 20 fell by 11.9%.

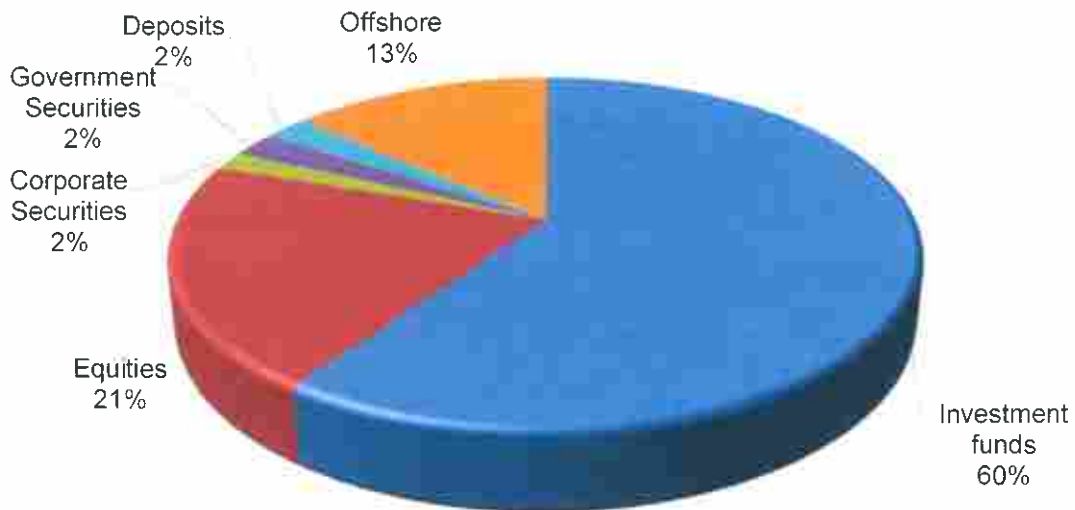
The Fund generated a return of -10.72 percent during the year, compared to the benchmark return of 11.9 percent. Our disciplined investment strategy, coupled with the philosophy of investing in high-quality fixed income investments with attractive yields, will continue to benefit investors who invest in the Fund in the medium term.

Asset Allocation Structure

2022



2021



We thank you for choosing to invest in British-American Equity Fund. The team at Britam Asset Managers (Kenya) Limited looks forward to working closely with you in meeting and exceeding your financial and investment objectives.

We extend our best wishes for 2023.
Yours sincerely,

Signed on behalf of the Fund Manager

28 March 2023

In accordance with the Capital Markets (Collective Investment Schemes) Regulations, 2001 (the Regulations) and the Custody Agreement between Standard Chartered Bank of Kenya Limited as the Custodians and Britam Asset Managers (Kenya) Limited as the Fund Manager, we confirm that for the year ended 31 December 2022:

- We have discharged the duties prescribed for a Custodian under Regulation 35 of the Regulations, to the British-American Equity Fund;
- We have held the assets for the British-American Equity Fund, including securities and income that accrue thereof, to the order of the Fund Manager and facilitated the transfer, exchange or delivery in accordance with the instructions received from the Fund Manager.

For the year ended 31 December 2022, we have held the assets of the British-American Equity Fund, which include title deeds, securities and income that accrue thereof, to the order of the Fund Manager and facilitated the transfer, exchange or delivery in accordance with the instructions received from the Fund Manager in accordance with the provisions of the Capital Markets (Collective Investment Schemes) Regulations, 2001.

STANDARD CHARTERED BANK KENYA LTD.

Manager

 28 March 2023

By order of the Custodian
Standard Chartered Bank of Kenya Limited



INDEPENDENT AUDITOR'S REPORT TO THE UNIT HOLDERS OF BRITISH-AMERICAN EQUITY FUND

Report on the financial statements

Opinion

We have audited the accompanying financial statements of British-American Equity Fund (the "Fund") set out on pages 10 to 29 which comprise the statement of financial position at 31 December 2022 and the statements of profit or loss and other comprehensive income, changes in unit holders' balances and cash flows for the year then ended and the notes to the financial statements, which include significant accounting policies and other explanatory information.

In our opinion, the financial statements give a true and fair view of the financial position of British-American Equity Fund as at 31 December 2022 and of its financial performance and cash flows for the year then ended in accordance with International Financial Reporting Standards and the requirements of the Capital Markets Authority (Collective Investments Schemes) Regulations, 2001.

Basis for opinion

We conducted our audit in accordance with International Standards on Auditing (ISAs). Our responsibilities under those standards are further described in the Auditor's responsibilities for the audit of the financial statements section of our report.

We are independent of the Fund in accordance with the International Code of Ethics for Professional Accountants (including International Independence Standards) issued by the International Ethics Standards Board for Accountants (IESBA Code) together with the ethical requirements that are relevant to our audit of the financial statements in Kenya. We have fulfilled our other ethical responsibilities in accordance with the IESBA Code.

We believe that the audit evidence we have obtained is sufficient and appropriate to provide a basis for our opinion.

Key audit matters

Key audit matters are those matters that, in our professional judgment, were of most significance in our audit of the financial statements of the current period.

We have determined that there are no key audit matters to communicate in our report.

Other information

The other information comprises the information included in the annual report other than the financial statements and our auditor's report thereon. The Trustee is responsible for the other information. Our opinion on the financial statements does not cover the other information and, except to the extent otherwise explicitly stated in this report, we do not express any form of assurance conclusion thereon.

In connection with our audit of the financial statements, our responsibility is to read the other information identified above and, in doing so, consider whether the other information is materially inconsistent with the financial statements or our knowledge obtained in the audit, or otherwise appears to be materially misstated. If, based on the work we have performed on the other information, we conclude that there is a material misstatement of this other information, we are required to report that fact. We have nothing to report in this regard.

PricewaterhouseCoopers LLP, PwC Tower, Waiyaki Way/Chiromo Road, Westlands
P O Box 43963 – 00100 Nairobi, Kenya
T: +254 (20)285 5000 F: +254 (20)285 5001 www.pwc.com/kc

Partners E Kerich B Kimacia M Mugasa A Murage F Muriu P Ngahu B Ngunjiri R Njoroge S O Norbert's B Okundi K Saiti



INDEPENDENT AUDITOR'S REPORT TO THE UNIT HOLDERS OF BRITISH-AMERICAN EQUITY FUND (CONTINUED)

Responsibilities of the Trustee for the financial statements

The Trustee is responsible for the preparation of financial statements that give a true and fair view in accordance with International Financial Reporting Standards and the requirements of Capital Markets Authority (Collective Investments Schemes) Regulations 2001, and for such internal control as the Trustee determines is necessary to enable the preparation of financial statements that are free from material misstatement, whether due to fraud or error.

In preparing the financial statements, the Trustee is responsible for assessing the Fund's ability to continue as a going concern, disclosing, as applicable, matters related to going concern and using the going concern basis of accounting unless the Trustee either intends to liquidate the Fund or to cease operations, or have no realistic alternative but to do so.

Auditor's responsibilities for the audit of the financial statements

Our objectives are to obtain reasonable assurance about whether the financial statements as a whole are free from material misstatement, whether due to fraud or error, and to issue an auditor's report that includes our opinion. Reasonable assurance is a high level of assurance but is not a guarantee that an audit conducted in accordance with ISAs will always detect a material misstatement when it exists. Misstatements can arise from fraud or error and are considered material if, individually or in the aggregate, they could reasonably be expected to influence the economic decisions of users taken on the basis of these financial statements.

As part of an audit in accordance with ISAs, we exercise professional judgement and maintain professional scepticism throughout the audit. We also;

- Identify and assess the risks of material misstatement of the financial statements, whether due to fraud or error, design and perform audit procedures responsive to those risks, and obtain audit evidence that is sufficient and appropriate to provide a basis for our opinion. The risk of not detecting a material misstatement resulting from fraud is higher than for one resulting from error, as fraud may involve collusion, forgery, intentional omissions, misrepresentations, or the override of internal control.
- Obtain an understanding of internal control relevant to the audit in order to design audit procedures that are appropriate in the circumstances, but not for the purpose of expressing an opinion on the effectiveness of the Fund's internal control.
- Evaluate the appropriateness of accounting policies used and the reasonableness of accounting estimates and related disclosures made by the Trustee.
- Conclude on the appropriateness of the Trustee's use of the going concern basis of accounting and, based on the audit evidence obtained, whether a material uncertainty exists related to events or conditions that may cast significant doubt on the Fund's ability to continue as a going concern. If we conclude that a material uncertainty exists, we are required to draw attention in our auditor's report to the related disclosures in the financial statements or, if such disclosures are inadequate, to modify our opinion. Our conclusions are based on the audit evidence obtained up to the date of our auditor's report. However, future events or conditions may cause the Fund to cease to continue as a going concern.
- Evaluate the overall presentation, structure and content of the financial statements, including the disclosures, and whether the financial statements represent the underlying transactions and events in a manner that achieves fair presentation.



INDEPENDENT AUDITOR'S REPORT TO THE UNIT HOLDERS OF BRITISH-AMERICAN EQUITY FUND (CONTINUED)

Auditor's responsibilities for the audit of the financial statements (continued)

We communicate with the Trustee regarding, among other matters, the planned scope and timing of the audit and significant audit findings, including any significant deficiencies in internal control that we identify during our audit.

From the matters communicated with the trustee, we determine those matters that were of most significance in the audit of the financial statements of the current period and are therefore the key audit matters. We describe these matters in our auditor's report unless law or regulation precludes public disclosure about the matter or when, in extremely rare circumstances, we determine that a matter should not be communicated in our report because the adverse consequences of doing so would reasonably be expected to outweigh the public interest benefits of such communication.

Report on other legal requirements

We confirm that the financial statements have been properly prepared in accordance with the Capital Markets Authority (Collective Investment Schemes) Regulations, 2001.

The Capital Markets Authority (Collective Investment Schemes) Regulations, 2001 also requires that in carrying out our audit we consider and report to you on the following matters:

- If the auditor is of the opinion that proper accounting records for the collective investment scheme have not been kept or that the accounts are not in agreement with those records,
- If the auditor has not been given all the information and explanations which, to the best of his knowledge and belief, are necessary for the purpose of his audit, or
- If the auditor is of the opinion that the information given in the report of the Trustee for that period is inconsistent with the accounts.

We confirm that there are no matters to report in respect of the foregoing requirements.

**FCPA Richard Njoroge, Practicing Certificate Number 1244
Engagement partner responsible for the audit**

**For and on behalf of PricewaterhouseCoopers LLP
Certified Public Accountants
Nairobi**

28 March 2023

Statement of profit or loss and other comprehensive income

	Notes	2022 Shs'000	2021 Shs'000
Income			
Interest and dividend income	5	13,440	11,888
Realised (losses)/gains on investments	6	(4,646)	3,275
Fair value losses on investments at fair value through profit or loss	9(ii)	(32,713)	(53,450)
		<hr/>	<hr/>
		(23,919)	(38,287)
		<hr/>	<hr/>
Service fees	7	(27,241)	(32,595)
Expected credit loss on investments	9(iv)	3	5,755
		<hr/>	<hr/>
Loss before income tax		(51,157)	(65,127)
Income tax expense	8	-	-
		<hr/>	<hr/>
Loss for the year		(51,157)	(65,127)
Other comprehensive income, net of tax		-	-
		<hr/>	<hr/>
Total comprehensive loss for the year		(51,157)	(65,127)
		<hr/> <hr/>	<hr/> <hr/>

Statement of financial position

	Notes	At 31 December	
		2022 Shs'000	2021 Shs'000
Assets			
Quoted ordinary shares at fair value through profit or loss	9(ii)	129,497	178,910
Offshore funds at fair value through profit or loss	9(ii)	122,367	116,431
Other investments at fair value through profit or loss	9(ii)	516,704	518,943
Government securities at amortized cost	9(ii)	-	19,838
Corporate securities at fair value through profit or loss	9(ii)	14,873	14,873
Other receivables		587	670
Deposits with financial institutions at amortized cost	9(ii)	15,294	18,025
Bank and cash balances	9(v)	689	1,292
Total assets		800,011	868,982
Liabilities			
Current liabilities			
Accrued expenses	11	2,371	1,845
Withholding tax payable	8	18	17
Total liabilities		2,389	1,862
Net assets attributable to unitholders	10	797,622	867,120

The financial statements on pages 10 to 29 were approved and authorised for issue by the Trustee on 28 March 2023 and signed on its behalf by:


 Corporate Trustee


 Corporate Trustee

 Name

 Name

Statement of changes in unit holders' balances

	Notes	2022 Shs	2021 Shs
At start of year		867,120	1,038,555
Total comprehensive (loss) distributed to unit holders		(51,157)	(65,127)
<u>Transactions with unit holders:</u>			
Additional units purchased	10	1,758	207,165
Units liquidated	10	(20,099)	(313,473)
		(18,341)	(106,308)
Total transactions with unit holders		(18,341)	(106,308)
At end of year		797,622	867,120

Statement of cash flows

	Notes	2022 Shs 000	2021 Shs 000
Cash flows from operating activities			
Service fees paid		(26,631)	(31,105)
Movement in withholding tax		1	(179)
Purchase of quoted ordinary shares	9(ii)	-	(41,644)
Purchase of offshore funds	9(ii)	-	(964)
Purchase of corporate bonds	9(ii)	-	(52,500)
Purchase of government securities	9(ii)	-	(18,756)
Addition of bank of deposits	9(ii)	(93,050)	(296,900)
Interest and dividends received		8,824	18,615
Maturity of deposits	9(ii)	95,750	334,000
Proceeds from sale of quoted shares	9(ii)	13,003	52,450
Proceeds from sale of corporate securities	9(ii)	-	52,500
Proceeds from sale of government securities	9(ii)	19,841	71,163
Proceeds from sale of offshore funds	9(ii)	-	19,825
		<u>17,738</u>	<u>106,505</u>
Cash flows from financing activities			
Net contribution from unit holders	10	1,758	207,165
Withdrawals by unit holders	10	(20,099)	(313,473)
		<u>(18,341)</u>	<u>(106,308)</u>
Net cash used in financing activities			
		<u>(18,341)</u>	<u>(106,308)</u>
Net (decrease)/ increase in cash and cash equivalents			
		(603)	197
Cash and cash equivalents at start of year		1,292	1,095
		<u>689</u>	<u>1,292</u>
Cash and cash equivalents at end of year	9 (v)		
		<u>689</u>	<u>1,292</u>

Notes

1 General information

The Fund started operations on 1 July 2005. The Fund is governed by a Trust Deed dated 7th June 2005, is registered under the Capital Markets Authority Act and is domiciled in Kenya. The address of its registered office is:

Britam Centre
Junction of Mara and Ragati Roads
Upper Hill
P.O. Box 30375-00100
Nairobi, Kenya

2 Summary of significant accounting policies

The principal accounting policies applied in the preparation of these financial statements are set out below. These policies have been consistently applied to all years presented, unless otherwise stated.

(a) Basis of preparation

The financial statements have been prepared in accordance with International Financial Reporting Standards ("IFRS"), Interpretations issued by IFRS Interpretations Committee (IFRIC) applicable to companies reporting under IFRS and the requirements of the Capital Markets Authority Act. The measurement basis applied is the historical cost basis, except where otherwise stated in the accounting policies below. The financial statements are presented in Kenya Shillings (Shs), rounded to the nearest thousand.

The preparation of financial statements in conformity with IFRS requires the use of certain critical accounting estimates. It also requires management to exercise its judgement in the process of applying the Fund's accounting policies. The areas involving a higher degree of judgement or complexity, or where assumptions and estimates are significant to the financial statements, are disclosed in Note 3.

Changes in accounting policy and disclosures

i) New standards, amendments and interpretations adopted

There were no new standards, amendments and interpretations adopted during the year.

ii) New standards, amendments and interpretations not yet adopted

No standards, amendments and interpretations not yet adopted are expected to have a significant impact on the financial statements.

Notes (continued)

2 Summary of significant accounting policies (continued)

(b) Foreign currency translation

Functional and presentation currency

Items included in the financial statements are measured using the currency of the primary economic environment in which the entity operates (the “functional currency”). The financial statements are presented in Kenya Shillings (“Shs”), rounded to the nearest thousand, which is the Fund’s functional currency.

Transactions and balances

Foreign currency transactions are translated into the functional currency of the respective entity using the exchange rates prevailing at the dates of the transactions. Foreign exchange gains and losses resulting from the settlement of such transactions and from the translation at year-end exchange rates of monetary assets and liabilities denominated in foreign currencies are recognised in profit or loss.

(c) Revenue recognition

Interest income is recognised on a time proportion basis that takes into account the effective yield on the asset. Interest income includes interest from cash and cash equivalents.

(d) Financial instruments

(i) Classification

The Fund classifies its financial assets in the following measurement categories: those to be measured subsequently at fair value, and those to be measured at amortised cost.

(ii) Recognition and derecognition

Financial assets are recognised when the entity becomes a party to the contractual provisions of the instrument.

Regular purchases and sales of financial assets are recognised on the trade-date, the date on which the Fund commits to purchase or sell the asset. Financial assets are derecognised when the rights to receive cash flows from the investments have expired or have been transferred and the Fund has transferred substantially all risks and rewards of ownership.

(iii) Measurement

At initial recognition, the Fund measures a financial asset at its fair value plus, in the case of a financial asset not at fair value through profit or loss (FVTPL), transaction costs that are directly attributable to the acquisition of the financial asset. Transaction costs of financial assets carried at fair value through profit or loss are expensed in profit or loss.

(iv) Debt instruments

Debt instruments are those instruments that meet the definition of a financial liability from the issuer’s perspective, such as loans, government and corporate bonds.

Notes (continued)

2 Summary of significant accounting policies (continued)

(d) Financial instruments (continued)

(iv) Debt Instrument (continued)

Classification and subsequent measurement of debt instruments depends on:

- (i) the Fund's business model for managing the financial assets; and
- (ii) the cash flow characteristics of the asset.

Based on these factors, the Fund classifies its debt instruments into one of the following three measurement categories:

Amortised cost: Assets that are held for collection of contractual cash flows where those cash flows represent solely payments of principal and interest are measured at amortised cost. Interest income from these financial assets is included in finance income using the effective interest rate method. Any gain or loss arising on derecognition is recognised directly in profit or loss and presented in other gains/ (losses) together with foreign exchange gains and losses. Impairment losses are presented as separate line item in the statement of profit or loss.

FVOCI: Assets that are held for collection of contractual cash flows and for selling the financial assets, where the assets' cash flows represent solely payments of principal and interest, are measured at FVOCI. Movements in the carrying amount are taken through OCI, except for the recognition of impairment gains or losses, interest income and foreign exchange gains and losses which are recognised in profit or loss. When the financial asset is derecognised, the cumulative gain or loss previously recognised in OCI is reclassified from equity to profit or loss and recognised in other gains/ (losses). Interest income from these financial assets is included in finance income using the effective interest rate method. Foreign exchange gains and losses are presented in other gains/ (losses) and impairment expenses are presented as separate line item in the statement of profit or loss.

FVPL: Assets that do not meet the criteria for amortised cost or FVOCI are measured at FVPL. A gain or loss on a debt investment that is subsequently measured at FVPL is recognised in profit or loss and presented net within other gains/ (losses) in the period in which it arises.

Equity instruments

Equity instruments are instruments that meet the definition of equity from the issuer's perspective; that is, instruments that do not contain a contractual obligation to pay and that evidence a residual interest in the issuer's net assets. Examples of equity instruments include basic ordinary shares.

The Fund subsequently measures all equity investments at fair value. Where the Fund's management has elected to present fair value gains and losses on equity investments in OCI, there is no subsequent reclassification of fair value gains and losses to profit or loss following the derecognition of the investment. Dividends from such investments continue to be recognised in profit or loss as other income when the Group's right to receive payments is established.

Changes in the fair value of financial assets at FVPL are recognised in other gains/ (losses) in the statement of profit or loss as applicable. Impairment losses (and reversal of impairment losses) on equity investments measured at FVOCI are not reported separately from other changes in fair value

Notes (continued)

2 Summary of significant accounting policies (continued)

(d) Financial instruments (continued)

(iv) Determination of fair value

For financial instruments traded in active markets, the determination of fair values of financial assets and financial liabilities is based on the price that would be received to sell an asset or paid to transfer a liability in an orderly transaction between market participants at the measurement date. This includes listed equity securities and quoted debt instruments on the Stock Exchange. The quoted market price used for financial assets held is the current bid price.

A financial instrument is regarded as quoted in an active market if quoted prices are readily and regularly available from an exchange, dealer, broker, industry, pricing service or regulatory agency, and those prices represent actual and regularly occurring market transactions on an arm's length basis. If the above criteria are not met, the market is regarded as being inactive. For example, a market is inactive when there is a wide bid-offer spread or significant increase in the bid-offer spread or there are few recent transactions.

For all other financial instruments, fair value is determined using valuation techniques. In these techniques, fair values are estimated from observable data in respect of similar financial instruments, using models to estimate the present value of expected future cash flows or other valuation techniques, using inputs existing at the dates of the statement of financial position.

Fair values are categorised into three levels in a fair value hierarchy based on the degree to which the inputs to the measurement are observable and the significance of the inputs to the fair value measurement:

- Level 1 fair value measurements are those derived from quoted prices (unadjusted) in active markets for identical assets or liabilities.
- Level 2 fair value measurements are those derived from inputs other than quoted prices included within Level 1 that are observable for the asset or liability, either directly (i.e. as prices) or indirectly (i.e. derived from prices).

Level 3 fair value measurements are those derived from valuation techniques that include inputs for the asset or liability that are not based on observable market data (unobservable inputs).

(v) Impairment

The Fund assesses on a forward-looking basis the expected credit loss associated with its debt instruments carried at amortised cost. The impairment methodology applied depends on whether there has been a significant increase in credit risk.

The loss allowance is measured at an amount equal to the lifetime expected credit losses for trade receivables and for financial instruments for which: (a) the credit risk has increased significantly since initial recognition; or (b) there is observable evidence of impairment (a credit-impaired financial asset). If, at the reporting date, the credit risk on a financial asset other than a trade receivable has not increased significantly since initial recognition, the loss allowance is measured for that financial instrument at an amount equal to 12-month expected credit losses. All changes in the loss allowance are recognised in profit or loss as impairment gains or losses.

Notes (continued)

2 Summary of significant accounting policies (continued)

(d) Financial instruments (continued)

(iv) Impairment(continued)

The Fund will recognise loss allowances at an amount equal to lifetime ECLs, except in the following cases, for which the amount recognised will be 12-month ECLs:

- a. Debt instruments that are determined to have low credit risk at the reporting date. The Fund will consider a debt instrument to have low credit risk when its credit risk rating is equivalent to the globally understood definition of 'investment-grade' and investments in Government securities; and
- b. Other financial instruments for which credit risk has not increased significantly since initial recognition.

In applying IFRS 9 impairment requirements, the Fund follows the general approach for all its financial assets.

The General Approach

Under the general approach, at each reporting date, the Fund determines whether the financial asset is in one of three stages in order to determine both the amount of ECL to recognise as well as how interest income should be recognised.

- Stage 1 - where credit risk has not increased significantly since initial recognition. For financial assets in stage 1, the Fund will recognise 12-month ECL and recognise interest income on a gross basis – this means that interest will be calculated on the gross carrying amount of the financial asset before adjusting for ECL.
- Stage 2 - where credit risk has increased significantly since initial recognition. When a financial asset transfers to stage 2, the Fund will recognise lifetime ECL, but interest income will continue to be recognised on a gross basis.
- Stage 3 - where the financial asset is credit impaired. This is effectively the point at which there has been an incurred loss event. For financial assets in stage 3, the Fund will continue to recognise lifetime ECL, but they will now recognise interest income on a net basis. As such, interest income will be calculated based on the gross carrying amount of the financial asset less ECL.

The changes in the loss allowance balance are recognised in profit or loss as an impairment gain or loss.

(e) Offsetting financial instruments

Financial assets and liabilities are offset, and the net amount reported in the balance sheet when there is a legally enforceable right to offset the recognised amounts and there is an intention to settle on a net basis or realise the asset and settle the liability simultaneously. The legally enforceable right must not be contingent on future events and must be enforceable in the normal course of business and in the event of default, insolvency or bankruptcy of the group or the counterparty.

(f) Distribution

All income or loss arising from operations is distributed to unit holders after provision for expenses. All distributions including unclaimed distributions are reinvested in the unit holders' account.

Notes (continued)

2 Summary of significant accounting policies (continued)

(g) Unit holder balances

Unit holders' funds are redeemable on demand at an amount equal to a proportionate share of the unit portfolio's net asset value. The balances are carried at the redemption amount that is payable at the financial reporting date if the holder exercised their right to redeem the balances.

(h) Cash and cash equivalents

Cash and cash equivalent are carried in the statement of financial position at cost. For the purposes of the statement of cash flow, cash and cash equivalents comprise cash at bank and deposits held at call with banks maturing within three months from the contract dates.

3 Critical accounting estimates and judgements

Estimates and judgements are continually evaluated and are based on historical experience and other factors, including experience of future events that are believed to be reasonable under the circumstances. Areas involving a higher degree of judgement or complexity or where assumptions and estimates are significant to the financial statements relate to classification of and valuation of assets. In addition, judgement is required in determination of whether the assets are impaired and tax status of the Fund as disclosed in Note 8.

The key areas of estimate and judgment in applying the Funds' accounting policies is in the measurement of expected credit losses.

The measurement of the expected credit loss allowance for financial assets is an area that requires the use of models and significant assumptions about future economic conditions and credit behaviour.

A number of significant judgements are also required in applying the accounting requirements for measuring ECL, such as:

- Determining the criteria for significant increase in credit risk;
- Choosing appropriate models and assumptions for the measurement of ECL;
- Establishing groups of similar financial assets for the purposes of measuring ECL;
- Determining the relevant period of exposure to credit risk; and
- Determining the appropriate business models and assessing the "solely payments of principal and interest (SPPI)" requirements for financial assets.

Notes (continued)

4 Financial risk management objective and policies

The Fund's activities expose it to a variety of financial risks, including credit risk, liquidity risk and the effects of changes in market prices and interest rates. The Fund's overall risk management programme focuses on the unpredictability of financial markets and seeks to minimize potential adverse effects on its financial performance. There is no concentration of risk at year end.

Risk management is carried out by the Fund Manager, Britam Asset Managers (Kenya) Limited. Britam Asset Managers (Kenya) Limited identifies, evaluates and manages financial risks, with emphasis on specific areas such as interest rate risk, credit risk and investing excess liquidity.

The Fund's risk management policies include the use of guidelines governing the acceptance of clients and investment policies are in place which help manage liquidity and seek to maximise return within an acceptable level of interest rate risk.

The Fund's activities expose it to a variety of financial risks, including credit risk, liquidity risk and the The Capital Markets Authority (CMA) sets out that the book value of the Fund's investments should not exceed the following limits:

- Listed securities on the Nairobi Securities exchange – 80%
- Securities issued by the Government of Kenya – 80%
- Immovable property – 25%
- Other collective investment schemes including umbrella schemes – 25%
- Other securities not listed on a securities exchange in Kenya – 25%
- Off-shore investments – 10%

Below is the asset allocation in comparison to the CMA limits.

Security	Market Value Shs' 000	%	Maximum allowed	Breach %
Cash and Interest-bearing securities	15,983	2%	100%	-
Securities listed on a securities exchange in Kenya	144,370	18%	80%	-
Any other security not listed on a securities exchange in Kenya	578,576	72%	25%	47%
Offshore	7,526	1%	10%	-
Other collective investment schemes including umbrella schemes	52,969	7%	25%	-
Total	799,424	100%		

As at 31 December 2022, the Fund was in breach of the unlisted securities limits. The Fund Manager is currently undertaking remedial actions to rectify the breach in 2023.

Notes (continued)

4 Financial risk management objective and policies (continued)

Market risk

(i) Foreign exchange risk

The Fund is exposed to foreign exchange arising from offshore investments.

At 31 December 2022, the Fund had investments in offshore instruments and is therefore exposed to the US dollar, Rwandan Franc, Mauritian Rupee and the Uganda Shilling.

At 31 December 2022, if the Shilling had weakened/strengthened by 5% (2021: 5%) against the US Dollar, Rwandan Franc and Ugandan Shilling with all other variables held constant, income available for distribution would have been Shs 298,000 (2021: Shs 2,702,000) higher/lower, mainly as a result of the foreign currency denominated offshore investments

(ii) Price risk

The Fund invests in financial instruments that are subject to price risk. These are monitored closely by the management team to ensure risks are mitigated.

As at 31 December 2022, if the Securities Exchange Indexes of all the countries the securities are invested in had increased/decreased by 15% (2021: 15%), with all other variables held constant and all the funds equity instrument moved according to the historical correlation to the indexes, income available for distribution for the year would have been Shs Nil higher/lower (2021: Shs Nil).

(iii) Cash flow and fair value interest rate risk

The Fund's interest-bearing financial assets are corporate bonds, government securities and deposits with financial institutions which are at fixed rate, and on which the Fund is therefore not exposed to cash flow interest rate risk. The Fund Manager regularly monitors financing options available to ensure optimum interest rates are obtained

Credit risk

The Fund is exposed to credit risk, which is the risk that counterparty will be unable to pay amounts in full when they fall due. In accordance with the Funds' policy, the fund manager monitors the Funds' credit position on a daily basis, and it is reviewed on a quarterly basis by the Fund's investments committee.

The amount that best represents the Fund's maximum exposure to credit risk at 31 December 2021 and 2022 is made up as follows:

	2022	2021
	Shs'000	Shs'000
Government securities	-	19,841
Deposits with financial institutions	15,294	18,025
Bank and cash balances	689	1,292
Other receivables	587	670
Total	16,570	39,828

No collateral is held for any of the above assets. All assets that are considered impaired are carried at their estimated recoverable value. An analysis of the expected credit losses on these assets is presented in Note 9(iv).

Notes (continued)

4 Financial risk management objective and policies (continued)

Liquidity risk

Liquidity risk is the risk that the Fund may not be able to generate sufficient cash resources to settle its obligations in full as they fall due or can only do so on terms that are materially disadvantageous.

The Fund is exposed to daily withdrawal of Funds by investors. The Fund does not maintain cash balances to meet all of these needs as experience shows that a certain amount of withdrawals is requested daily and can be predicted with a high level of certainty. The management closely monitors the proportion of maturing Funds available to meet such calls and on the minimum level of Funds that should be in place to cover withdrawals at unexpected levels of demand.

The table below analyses the Fund's financial liabilities and unit holder balances that will be settled on a net basis into relevant maturity groupings based on the remaining period at the balance sheet date to the contractual maturity date.

	Due on demand Shs '000	Due within 3 months Shs '000	Total Shs '000
At December 2022			
Unit holders' balances (Note 10)	797,622	-	797,622
Accrued expenses (Note 11)	-	2,371	2,371
Withholding tax payable (Note 8)	-	18	18
	<hr/>	<hr/>	<hr/>
Total Assets	797,622	2,389	800,011
At December 2021			
Unit holders' balances (Note 10)	867,120	-	867,120
Accrued expenses (Note 11)	-	1,845	1,845
Withholding tax payable (Note 8)	-	17	17
	<hr/>	<hr/>	<hr/>
Total Assets	867,120	1,862	868,982

Fair value estimation

The Fund adopted the amendment to IFRS 7 for financial instruments that are measured in the balance sheet at fair value, this requires disclosure of fair value measurements by level of the following fair value measurement hierarchy:

- Quoted prices (unadjusted) in active markets for identical assets or liabilities (level 1).
- Inputs other than quoted prices included within level 1 that are observable for the asset or liability, either directly (that is, as prices) or indirectly (that is, derived from prices) (level 2).
- Inputs for the asset or liability that are not based on observable market data (that is, unobservable inputs) (level 3).

The following table presents the Funds' assets that are measured at fair value as at 31 December 2022 and 2021.

Notes (continued)

4 Financial risk management objective and policies (continued)

Fair value estimation(continued)

At 31 December 2022	Level 1	Level 2	Level 3	Total
Assets	Shs '000	Shs '000	Shs '000	Shs '000
Financial asset at FVTPL				
- Quoted ordinary shares	129,497	-	-	129,497
- Offshore funds	-	122,367	-	122,367
- Corporate securities	-	14,873	-	14,873
- Other funds	-	-	516,704	516,704
Total assets	129,497	137,240	516,704	783,441

At 31 December 2021	Level 1	Level 2	Level 3	Total
Assets	Shs '000	Shs '000	Shs '000	Shs '000
Financial asset at FVTPL				
- Quoted ordinary shares	178,910	-	-	178,910
- Offshore funds	-	116,431	-	116,431
- Unit trusts	-	14,873	-	14,873
- Other funds	-	-	518,943	518,943
Total assets	178,910	131,304	518,943	829,157

The fair value of financial instruments traded in active markets is based on quoted market prices at the balance sheet date. A market is regarded as active if quoted prices are readily and regularly available from an exchange, dealer, broker, industry group, pricing service, or regulatory agency, and those prices represent actual and regularly occurring market transactions on an arm's length basis. The quoted market price used for financial assets held by the Fund is the current bid price. These instruments are included in level 1. Instruments included in level 1 comprise primarily NSE equity investments classified as trading securities or at fair value through other comprehensive income.

The fair value of financial instruments that are not traded in an active market (for example, unit trusts and offshore Funds) is determined by using valuation techniques. These valuation techniques maximise the use of observable market data where it is available and rely as little as possible on entity specific estimates. If all significant inputs required to fair value an instrument are observable, the instrument is included in level 2.

If one or more of the significant inputs is not based on observable market data, the instrument is included in level 3.

Capital risk management

The capital of the Fund is represented by unit holders' balances. The amount of unit holder liabilities can change significantly on a daily basis as the Fund is subject to daily subscriptions and redemptions at the discretion of unit holders.

The Fund's objectives when managing capital are to safeguard the Fund's ability to continue as a going concern in order to provide returns for unit holders.

Notes (continued)

5 Interest and dividend income	2022	2021
	Shs'000	Shs'000
Interest income	1,655	8,905
Dividend income	11,785	2,983
	<u>13,440</u>	<u>11,888</u>
6 Realized (losses)/gains on investments		
Realised (losses)/ gains on equities	(4,646)	7,303
Realised losses on bonds	-	(4,053)
Realised gains on deposits	-	25
	<u>(4,646)</u>	<u>3,275</u>

7 Service fees

Management fees relate to service fees paid to Britam Asset Managers (Kenya) Limited for the professional management of the Fund (Note 12). This is charged at 2% per annum, computed on the daily Fund balances. Audit fees, annual general meeting (AGM) fees and license fees are charged based on amounts agreed between the Fund Manager and the service providers. Trustee fees and custody fees are computed on the daily Fund balances at a rate of 0.17% and 0.21% respectively. Trustee fees were revised to 0.10% of daily Fund balances effective 1st December 2022 and custody fees to 0.125% of daily Fund balances effective 1st November 2022.

	2022	2021
	Shs'000	Shs'000
Management fees	23,132	28,078
Audit fees	866	749
Trustee fees	1,343	1,558
Custody fees	1,750	2,026
Annual general meeting fees	107	142
Licence fees	43	42
	<u>27,241</u>	<u>32,595</u>
Total		

Notes (continued)

8 Taxation

The unit trust is registered under the Income Tax Act (Collective Investment Scheme Rules 2002) and is exempt from income tax.

On 11 September 2009, Kenya Revenue Authority issued a public notice requiring the Fund to withhold tax on distributions to unit holders and dividend income. Tax is withheld at a rate of 5% and 15% for dividend and interest income respectively after the issue of the legal notice. Investments in Infrastructure bonds and the KenGen bond are however tax exempt.

The movements in the withholding tax during the year are as below:

	2022	2021
	Shs '000	Shs '000
At start of year	17	196
Withheld during the year	250	1,329
Payments	(249)	(1,508)
	<hr/>	<hr/>
At end of year	18	17
	<hr/>	<hr/>

British-American Equity Fund
Notes to the Financial Statements
For the year ended 31 December 2022

Notes (continued)

9 Investments

(i) Maturity profile of investments

	Upto 3 months Shs'000	Due between 3 & 12 months Shs'000	Due between 1 & 5 years Shs'000	Due after 5 years Shs'000	Totals Shs'000
31 December 2022					
Deposits with financial institutions	-	15,294	-	-	15,294
Corporate bonds	-	-	-	14,873	14,873
Total	-	15,294	-	14,873	30,167
	Upto 3 months Shs'000	Due between 3 & 12 months Shs'000	Due between 1 & 5 years Shs'000	Due after 5 years Shs'000	Totals Shs'000
31 December 2021					
Deposits with financial institutions	-	18,025	-	-	18,025
Treasury bonds and treasury bills	-	-	-	19,838	19,838
Corporate bonds	-	-	-	14,873	14,873
Total	-	18,025	-	34,711	52,736

British-American Equity Fund
Notes to the Financial Statements
For the year ended 31 December 2022

Notes (continued)

9 Investments (continued)

(ii) Movement in investments

Year ended 31 December 2022

	Carrying value at 1 Jan Shs '000	Purchases at cost Shs '000	Accrued Interest Shs '000	Sales/ maturities Shs '000	Change in fair value (FVTPL) Shs '000	Provision for ECL Shs '000	Carrying value at 31 December Shs '000
Quoted ordinary shares	178,910	-	-	(13,003)	(36,410)	-	129,497
Offshore funds	116,431	-	-	-	5,936	-	122,367
Corporate securities	14,873	-	-	-	-	-	14,873
Government securities	19,838	-	-	(19,841)	-	3	-
Other investments	518,943	-	-	-	(2,239)	-	516,704
Deposits with financial institutions	18,025	93,050	(30)	(95,750)	-	(1)	15,294

Total

867,020 93,050 (30) (128,594) (32,713) 2 798,735

Year ended 31 December 2021

	Carrying value at 1 Jan Shs '000	Purchases at cost Shs '000	Accrued Interest Shs '000	Sales/ maturities Shs '000	Change in fair value (FVTPL) Shs '000	Provision for ECL Shs '000	Carrying value at 31 December Shs '000
Quoted ordinary shares	172,004	41,644	-	(52,450)	17,712	-	178,910
Offshore funds	189,327	964	-	(19,825)	(54,035)	-	116,431
Corporate securities	47,613	52,500	(1,744)	(52,500)	(36,750)	5,754	14,873
Government securities	73,691	18,756	(1,443)	(71,163)	-	(3)	19,838
Other investments	499,320	-	-	-	19,623	-	518,943
Deposits with financial institutions	55,385	296,900	(264)	(334,000)	-	4	18,025

Total

1,037,340 410,764 (3,451) (529,938) (53,450) 5,755 867,020

Notes (continued)

9 Investments (continued)

	2022	2021
(iii) Classification of quoted ordinary shares per sector	Shs '000	Shs '000
Kenya		
- Commercial and services	51,041	76,251
- Finance and investment	64,049	96,319
- Industrial and allied	14,147	5,833
Uganda	-	406
Rwanda	260	101
	<u>129,497</u>	<u>178,910</u>

(iv) Expected Credit loss on investments

The expected credit loss on investments relates to the Fund's investment in bank deposits, government securities, corporate bonds and alternative investments. The Fund is holding a provision of Shs 1,000 (2021: Shs 4,000) being the amount whose recoverability was assessed as being doubtful on the investments. The table below displays the movement of the expected credit loss between 31 December 2021 and 31 December 2022:

	Corporate Securities	Government Securities	Deposits with financial institutions	Bank and Cash Balances	Sale and buy back	Others	Total
	Shs '000'	Shs'000'	Shs '000'	Shs '000'	Shs '000'	Shs '000'	Shs '000'
As at 1 January 2021	5,754	-	5	-	-	-	5,759
Addition/ (write back)	(5,754)	3	(4)	-	-	-	(5,755)
As at 31 December 2021	<u>-</u>	<u>3</u>	<u>1</u>	<u>-</u>	<u>-</u>	<u>-</u>	<u>4</u>
As at 1 January 2022	-	3	1	-	-	-	4
Addition/ (write back)	-	(3)	-	-	-	-	(3)
As at 31 December 2022	<u>-</u>	<u>-</u>	<u>1</u>	<u>-</u>	<u>-</u>	<u>-</u>	<u>1</u>

(v) Cash and cash equivalents

	2022	2021
	Shs '000	Shs '000
Cash and bank balances	<u>689</u>	<u>1,292</u>

Notes (continued)

10 Unit holders balances

	2022		2021	
	No. of units '000	Shs'000	No. of Units '000	Shs'000
At start of year				
Creations	5,955	867,120	6,854	1,038,555
Liquidations	16	1,758	1,773	207,165
Loss for the year	(190)	(20,099)	(2,672)	(313,473)
	-	(51,157)	-	(65,127)
At end of year	<u>5,781</u>	<u>797,622</u>	<u>5,955</u>	<u>867,120</u>

11 Accrued expenses

	2022 Shs '000	2021 Shs '000
Management fees payable	1,886	2,162
Custody fees payable	94	155
Trustee fees payable	113	119
Annual general meeting payables	6	12
Licence fees payable	4	4
Audit fees payable	74	64
Other fund fees payable	194	(671)
	<u>2,371</u>	<u>1,845</u>

12 Related party transactions

British-American Equity Fund is managed by Britam Asset Managers (Kenya) Limited. Britam Asset Managers (Kenya) Limited is controlled by Britam Holdings Plc, a company incorporated in Kenya. There are other companies that are related to Britam Asset Managers (Kenya) Limited through common shareholdings or common directorship.

The following transactions were carried out with related parties:

	2022 Shs'000	2021 Shs'000
a) Service fees		
Britam Asset Managers (Kenya) Limited (Note 7)	<u>23,132</u>	<u>28,078</u>

-----000-----